





DESCRIPTION	MODEL	YARDAGE	SQUARE FEET	DIMENSIONS		
				INCHES	CENTIMETERS	
Ethos One Lounge Chair	FT LC315	3	54	OW	28.5	72
Open Arm, Metal Frame				OD	28.5	72
Fixed Seat & Back Cushions				OH	29.5	75
				SH	17	43
				AH	21	54
				SD	19	48
				SW	27	69


Ethos One Lounge Chair	FT LC320	5	90	OW	32.5	83
Upholstered Arm, Metal Frame				OD	28.5	72
Fixed Seat & Back Cushions				OH	29.5	75
				SH	17	43
				AH	24	61
				SD	19	48
				SW	27	69

Ethos One Lounge Chair	FT LC325	5	90	OW	32.5	83
Upholstered Arm, Wood Panel				OD	28.5	72
Metal Frame				OH	29.5	75
Fixed Seat & Back Cushions				SH	17	43
				AH	24	61
				SD	19	48
				SW	27	69

NOTE

SPECIFY:	Dimensions are in inches and are approximate.
Metal Finish	Contact Customer Service if dimensions are critical.
Upholstery	www.deccacontract.com
Wood / Lacquer Finish	

For complete list of finish options and codes, go to www.deccacontract.com

DESCRIPTION	MODEL	YARDAGE	SQUARE FEET	DIMENSIONS		
				INCHES	CENTIMETERS	
Ethos Two Lounge Chair Open Arm, Metal Frame Loose Back & Seat Cushions 	FT LC335	3	54	OW	34.5	88
				OD	33	85
				OH	29	73
				SH	17	43
				AH	21	54
				SD	19	48
				SW	29	74

Ethos Two Lounge Chair Upholstered Arm, Metal Frame Loose Back & Seat Cushions 	FT LC330	6	99	OW	38.5	98
				OD	33	85
				OH	29	73
				SH	16	41
				AH	22	56
				SD	22.5	57
				SW	29	74


Ethos Two Corner Section Upholstered Arm, Metal Frame Loose Back & Seat Cushions 	FT CC100	5	90	OW	32	82
				OD	32	82
				OH	29	73
				SH	17	43
				AH	24	61
				SD	24.5	62
				SW	24.5	62

NOTE

SPECIFY: Metal Finish Upholstery

Dimensions are in inches and are approximate.
 Contact Customer Service if dimensions are critical.
www.deccacontract.com

For complete list of finish options and codes, go to www.deccacontract.com

DESCRIPTION	MODEL	YARDAGE	SQUARE FEET	DIMENSIONS		
				INCHES	CENTIMETERS	
Ethos One Love Seat	FT LL415	7	117	OW	62	156
Open Arm, Metal Frame				OD	28.5	72
Fixed Seat & Back Cushions				OH	29.5	75
				SH	17	43
				AH	21	54
				SD	19	48
				SW	60	152

Ethos One Love Seat	FT LL420	8	135	OW	65.5	166
Upholstered Arm, Metal Frame				OD	28.5	72
Fixed Seat & Back Cushions				OH	29.5	75
				SH	17	43
				AH	24	61
				SD	19	48
				SW	60	152

Ethos One Love Seat	FT LL425	8	135	OW	65.5	166
Upholstered Arm, Wood Panel				OD	28.5	72
Metal Frame				OH	29.5	75
Fixed Seat & Back Cushions				SH	17	43
				AH	24	61
				SD	19	48
				SW	60	152

NOTE

SPECIFY:

Metal Finish

Upholstery


Wood / Lacquer Finish

Dimensions are in inches and are approximate.

Contact Customer Service if dimensions are critical.

www.deccacontract.com

For complete list of finish options and codes, go to www.deccacontract.com

DESCRIPTION	MODEL	YARDAGE	SQUARE FEET	DIMENSIONS		
				INCHES	CENTIMETERS	
Ethos Two Love Seat	FT LL435	9	153	OW	67.5	171
Open Arm, Metal Frame				OD	33	85
Loose Back & Seat Cushions				OH	29	73
				SH	17	43
				AH	21	54
				SD	19	48
				SW	66	168

Ethos Two Love Seat	FT LL440	11	198	OW	71.5	182
Upholstered Arm, Metal Frame				OD	33	85
Loose Back & Seat Cushions				OH	29	73
				SH	17	43
				AH	24	61
				SD	19	48
				SW	62	157

NOTE

SPECIFY: Metal Finish Upholstery

Dimensions are in inches and are approximate.
 Contact Customer Service if dimensions are critical.
www.deccacontract.com

For complete list of finish options and codes, see page 5 & 6 of price list or go to www.deccacontract.com

DESCRIPTION	MODEL	YARDAGE	SQUARE FEET	DIMENSIONS	INCHES	CENTIMETERS
Ethos Two Love Seat	FT LL425L	8	144	OW	63	159
Left Upholstered Arm				OD	33	85
Metal Frame				OH	29	73
Loose Back & Seat Cushions				SH	16	41
				AH	22	56
				SD	22.5	57
				SW	60	152



Ethos Two Love Seat	FT LL425R	8	144	OW	63	159
Right Upholstered Arm				OD	33	85
Metal Frame				OH	29	73
Loose Back & Seat Cushions				SH	16	41
				AH	22	56
				SD	22.5	57
				SW	60	152





NOTE

SPECIFY: Metal Finish Upholstery

Dimensions are in inches and are approximate.
 Contact Customer Service if dimensions are critical.
www.deccacontract.com

For complete list of finish options and codes, go to www.deccacontract.com

DESCRIPTION	MODEL	YARDAGE	SQUARE FEET	DIMENSIONS		
				INCHES	CENTIMETERS	
Ethos Two Corner Daybed Left	FT LL430L	8	144	OW	66	168
Metal Frame				OD	33	85
Loose Back & Seat Cushions				OH	29	73
				SH	16	41
				AH	22	56
				SD	22.5	57
				SW	55	140


Ethos Two Corner Daybed Right	FT LL430R	8	144	OW	66	168
Metal Frame				OD	33	85
Loose Back & Seat Cushions				OH	29	73
				SH	16	41
				AH	22	56
				SD	22.5	57
				SW	55	140

NOTE

SPECIFY: Metal Finish Upholstery

Dimensions are in inches and are approximate.
 Contact Customer Service if dimensions are critical.
www.deccacontract.com

For complete list of finish options and codes, go to www.deccacontract.com

DESCRIPTION	MODEL	YARDAGE	SQUARE FEET	DIMENSIONS		
				INCHES	CENTIMETERS	
Ethos One Sofa	FT LS515	10	171	OW	82.5	210
Open Arm, Metal Frame				OD	28.5	72
Fixed Seat & Back Cushions				OH	29.5	75
				SH	17	43
				AH	21	54
				SD	19.5	50
				SW	81	206

Ethos One Sofa	FT LS520	12	216	OW	86.5	220
Upholstered Arm, Metal Frame				OD	28.5	72
Fixed Seat & Back Cushions				OH	29.5	75
				SH	17	43
				AH	24	61
				SD	19.5	50
				SW	81	206


Ethos One Sofa	FT LS525	10	180	OW	86.5	220
Upholstered Arm, Wood Panel				OD	28.5	72
Metal Frame				OH	29.5	75
Fixed Seat & Back Cushions				SH	17	43
				AH	24	61
				SD	19.5	50
				SW	81	206

NOTE

SPECIFY:
 Metal Finish
 Upholstery
 Wood / Lacquer Finish

Dimensions are in inches and are approximate.
 Contact Customer Service if dimensions are critical.
www.deccacontract.com

For complete list of finish options and codes, go to www.deccacontract.com

DESCRIPTION	MODEL	YARDAGE	SQUARE FEET	DIMENSIONS		
				INCHES	CENTIMETERS	
Ethos Two Sofa	FT LS500	10	180	OW	88.5	225
Open Arm, Metal Frame				OD	33	85
Loose Back & Seat Cushions				OH	29	73
				SH	17	43
				AH	21	54
				SD	19	48
				SW	87	221

Ethos Two Sofa	FT LS505	13	234	OW	92.5	235
Upholstered Arm, Metal Frame				OD	33	85
Loose Back & Seat Cushions				OH	29	73
				SH	17	43
				AH	24	61
				SD	19	48
				SW	83	211

NOTE

SPECIFY:	Dimensions are in inches and are approximate.
Metal Finish	Contact Customer Service if dimensions are critical.
Upholstery	www.deccacontract.com

For complete list of finish options and codes, go to www.deccacontract.com

DESCRIPTION	MODEL	YARDAGE	SQUARE FEET	DIMENSIONS	INCHES	CENTIMETERS
Ethos Two Sofa	FT LS510L	11	189	OW	92	233
Left Upholstered Arm				OD	33	85
Metal Frame				OH	29	73
Loose Back & Seat Cushions				SH	16	41
				AH	22	56
				SD	22.5	57
				SW	87	221



Ethos Two Sofa	FT LS510R	11	189	OW	92	233
Right Upholstered Arm				OD	33	85
Metal Frame				OH	29	73
Loose Back & Seat Cushions				SH	16	41
				AH	22	56
				SD	22.5	57
				SW	87	221




NOTE

SPECIFY:	Dimensions are in inches and are approximate.
Metal Finish	Contact Customer Service if dimensions are critical.
Upholstery	www.deccacontract.com

For complete list of finish options and codes, go to www.deccacontract.com

DESCRIPTION	MODEL	YARDAGE	SQUARE FEET	DIMENSIONS	INCHES	CENTIMETERS
Ethos One Ottoman Round, Metal Base	FT BE615	1	13	OW	20	51
				OD	20	51
				OH	17.5	44



Ethos One Ottoman Round, Metal Base	FT BE620	2	27	OW	33	84
				OD	33	84
				OH	17.5	44



Ethos One Ottoman Round, Metal Base	FT BE625	2	27	OW	48	122
				OD	48	122
				OH	17.5	44




NOTE

SPECIFY:	Dimensions are in inches and are approximate.
Metal Finish	Contact Customer Service if dimensions are critical.
Upholstery	www.deccacontract.com

For complete list of finish options and codes, go to www.deccacontract.com

DESCRIPTION	MODEL	YARDAGE	SQUARE FEET	DIMENSIONS	INCHES	CENTIMETERS
Ethos Two Ottoman Round, Metal Base	FT BE605	1	14	OW	20	51
				OD	20	51
				OH	17.5	44



Ethos Two Ottoman Square, Metal Base	FT BE610	3	45	OW	33	83
				OD	33	83
				OH	17.5	44



NOTE

SPECIFY: Metal Finish Upholstery

Dimensions are in inches and are approximate.
Contact Customer Service if dimensions are critical.
www.deccacontract.com

For complete list of finish options and codes, go to www.deccacontract.com

DESCRIPTION	MODEL	YARDAGE	SQUARE FEET	DIMENSIONS	INCHES	CENTIMETERS
Ethos One Bench Metal Base	FT BE630	1	14	OW	20	51
				OD	20	51
				OH	17.5	44



Ethos One Bench Metal Base	FT BE635	2	27	OW	40	102
				OD	20	51
				OH	17.5	44



Ethos One Bench Metal Base	FT BE640	3	45	OW	60	152
				OD	20	51
				OH	17.5	44









NOTE

SPECIFY: Metal Finish Upholstery

Dimensions are in inches and are approximate.
Contact Customer Service if dimensions are critical.
www.deccacontract.com

For complete list of finish options and codes, go to www.deccacontract.com





DESCRIPTION	MODEL	DIMENSIONS		
			INCHES	CENTIMETERS
Ethos Coffee Table Metal Base  	FT CT400	OW	30	76
		OD	30	76
		OH	16	41
	FT CT401	OW	36	91
		OD	36	91
		OH	16	41
	FT CT402	OW	42	107
		OD	42	107
		OH	16	41
Ethos Coffee Table Metal Base  	FT CT500	OW	30	76
		OD	30	76
		OH	16	41
	FT CT501	OW	36	91
		OD	36	91
		OH	16	41
	FT CT502	OW	42	107
		OD	42	107
		OH	16	41
Ethos Coffee Table Metal Base  	FT CT600	OW	42	107
		OD	19.5	50
		OH	16	41
	FT CT601	OW	48	122
		OD	22.5	57
		OH	16	41

NOTE

SPECIFY:
 Metal Finish
 Wood / Lacquer Finish

Dimensions are in inches and are approximate.
 Contact Customer Service if dimensions are critical.
www.deccacontract.com







For complete list of finish options and codes, go to www.deccacontract.com

DESCRIPTION	MODEL	DIMENSIONS		
			INCHES	CENTIMETERS
Ethos Coffee Table Metal Base 	FT CT700	OW	42	107
		OD	21	53
		OH	16	41
	FT CT701	OW	48	122
		OD	24	61
		OH	16	41
Ethos Coffee Table Metal Base 	FT CT800	OW	42	107
		OD	21	53
		OH	16	41
	FT CT801	OW	48	122
		OD	24	61
		OH	16	41

NOTE

SPECIFY: Metal Finish Dimensions are in inches and are approximate.
 Wood / Lacquer Finish Contact Customer Service if dimensions are critical.
www.deccacontract.com

For complete list of finish options and codes, go to www.deccacontract.com

DESCRIPTION	MODEL	DIMENSIONS		
			INCHES	CENTIMETERS
Ethos Side Table Metal Base	FT ST400	OW	18	46
		OD	18	46
		OH	20	51
 	FT ST401	OW	20	51
		OD	20	51
		OH	20	51
	FT ST402	OW	24	61
		OD	24	61
		OH	20	51
Ethos Side Table Metal Base	FT ST500	OW	18	46
		OD	18	46
		OH	20	51
 	FT ST501	OW	20	51
		OD	20	51
		OH	20	51
	FT ST502	OW	24	61
		OD	24	61
		OH	20	51

NOTE

SPECIFY: Metal Finish Dimensions are in inches and are approximate.
 Wood / Lacquer Finish Contact Customer Service if dimensions are critical.
www.deccacontract.com

For complete list of finish options and codes, go to www.deccacontract.com